

AAJ HO YA KAL SURAKSHA MILE HAR PAL



PRODUCT CATALOGUE

ELECTRICAL ACCESSORIES WIRES & APPLIANCES

AAJ HO YA KAL SURAKSHA MILE HAR PAL



ELECTRICAL ACCESSORIES WIRES AND APLLIANCES

Founded in the year 1990

To provide the most reliable service with the best affordable products to customers while building of basic infrastructure of electrical requirement.

ABOUT US

Founded in the year 1990, Icon is sustaining excellence by being the most consistent Manufacturer of the best quality range of PVC Electrical Wire and Cable, Ceiling Fans, All purpose Fans, Switches and sockets, Modular range, accessories like bell, batten holders, multiplugs, top, Stater, Tumbler Switches, Extension Cords, Power strips, Immersion Rods, MCB and Isolators, MCB Box, Main Switch, Changeovers, LTRF Switches Capacitor, Gang box. Cooler Kit, Summersible Pumps, CO-AXILE CABLES, Submersible Cable.

We strive to exhibit the ethos of excellence in our product range and work hard to communicate the same by fulfilling the client's expectation. We take pride of our assiduous team members who are backed with a proficiency to grasp the evolving market needs. Our offered products are available at an affordable price range. Our products are repeatedly demanded due to their good quality.

WHY CHOOSE US



Technology
Leadership



Excellent after
Sales Service



Value for
Money



Excellent Brand
Perception



Wide Dealers
Network

TABLE CONTENT

MODULARS



SWITCHES & SOCKETS



FAN REGULATORS



ACCESSORIES



MCB



FANS



WIRES



MODULAR RANGE

Introducing our versatile Modular Range Electrical products, meticulously designed to offer unparalleled flexibility and customization in electrical installations. Our comprehensive catalogue includes a diverse array of modular solutions to meet the demands of residential, commercial, and industrial applications. Explore our Modular Switches and Sockets, featuring interchangeable faceplates and inserts for tailored configurations to suit any aesthetic. Enhance your circuit management with our Modular Circuit Breakers, allowing seamless integration and expansion within modular panels for optimal flexibility. Ensure efficient power distribution with our Modular Power Distribution Units (PDUs), equipped with interchangeable input and output modules for effortless scalability in data centers, industrial facilities, and commercial buildings. Simplify wiring installations with our Modular Wiring Systems, boasting easily connectable components for streamlined setups in building automation and industrial environments. Illuminate spaces with precision using our Modular Lighting Systems, crafted with modular LED modules, drivers, and controls for adaptable configurations tailored to specific lighting requirements. Empower automation and control with our Modular Control Panels, engineered with modular PLCs, relays, and terminal blocks for customizable and expandable solutions in industrial automation applications. With our Modular Range Electrical products, versatility, scalability, and ease of customization are at your fingertips, ensuring seamless integration and unparalleled performance in every electrical project.




**1 WAY SWITCH 6A.
INOX**



**8 MODULE PLATE
INSPIRE**



**1 WAY SWITCH 6A
INSPIRE**



**4 MODULE PLATE
INSPIRE**



**1 WAY SWITCH 16A 2
MODULE INOX**



**2 WAY SWITCH 6A
INSPIRE**



**32 AMP D.P. SWITCH
INOX**




**2 WAY SWITCH 6A
IMPERIAL**



**16A 2 MODULE
SWITCH**



**1 WAY 16A SWITCH
IMPERIAL**




**2 WAY SWITCH
2 MODULE INOX**



**1 WAY SWITCH
6A IMPERIAL**




**8 MODULE PLATE
INSPIRE**



**4 MODULE PLATE
INSPIRE**




**T.V. SOCKET
INOX**



**2 MODULE PLATE
INOX**




**1 WAY SWITCH 16A 2
MODULE INOX**



**INTERNATIONAL
SOCKET INOX**




**3 MODULE
PLATE INOX**




**12 MODULE PLATE
INSPIRE**



**16A 2 MODULE
SWITCH INOX**



**2 WAY SWITCH
2 MODULE INOX**



**5 PIN SOCKET
6A INOX**



**5 PIN SOCKET
16A INOX**




**2 PIN SOCKET
INOX**

SWITCHES & SOCKETS

The modular switches and sockets offered prioritize energy projection, durability, and aesthetics. They aim to enhance surroundings with modern looks and long-lasting performance. Safety, reliability, and longevity are emphasized, with features like shuttered sockets for electric hazard prevention. All products comply with BIS standards, and switches are designed for inductive and resistive loads. Installation is made easy with features like captive screws and flexible legs. Switches comply with IS 3854:1997, have voltage ratings of 230V, and come in 1M and 2M module sizes. Sockets comply with IS 1293-2005, have a voltage rating of 240V, and come in 1M and 2M module sizes.

GEMINI SERIES



SANTRO/ALTO

- ONE WAY SWITCH 6 AMP.
- TWO WAY SWITCH 6 AMP.
- BELL PUSH
- INDICATOR
- 2 PIN SOCKET 6 AMP. GEMINI
- 5 PIN SOCKET 6 AMP.
- KIT KAT FUSE 10 AMP.
- T.V. SOCKET GEMINI
- TELEPHONE SOCKET W/TOP
- TELEPHONE SOCKET (JACK)
- REGULATOR 250 WI. GEMINI
- REGULATOR 7 STEP GEMINI
- REGULATOR 4 STEP HUM FREE
- 1 WAY SWITCH 16 AMP.
- 2 WAY SWITCH 16 AMP.
- MULTI SOCKET 6 & 16 AMP.
- S.S.COMBINED 6 & 16 AMP.
- FIVE-IN-ONE 16 AMP.

SUMO SERIES

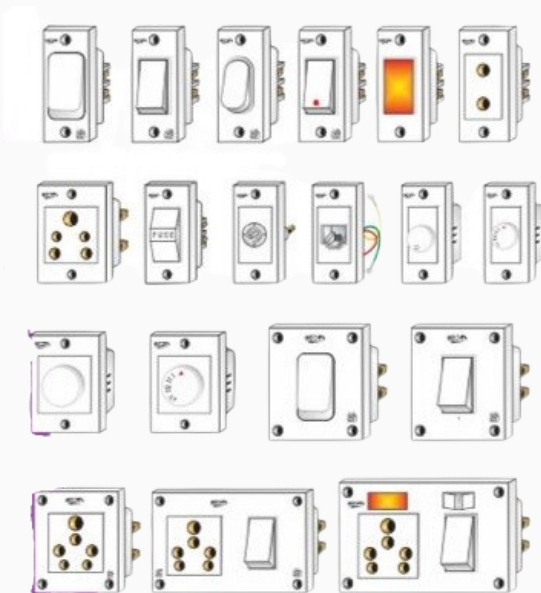


HEERA/MOTI/SONA

- ONE WAY SWITCH 6 AMP.
- TWO WAY SWITCH 6 AMP.
- BELL PUSH
- INDICATOR
- 2 PIN SOCKET 6 AMP.
- 5 PIN SOCKET 6 AMP.
- KIT KAT FUSE 10 AMP.
- I.V. SOCKET SUMO
- TELEPHONE SOCKET W/TOP
- TELEPHONE SOCKET (JACK)
- REGULATOR 250 WT.
- REGULATOR 7 STEP
- REGULATOR 4 STEP HUM FREE
- 1 WAY SWITCH 16 AMP.
- 2 WAY SWITCH 16 AMP.
- MULTI SOCKET 6 & 16 AMP
- S.S.COMBINED 6 & 16 AMP.
- FIVE-IN-ONE 16 AMP.

PETER SERIES

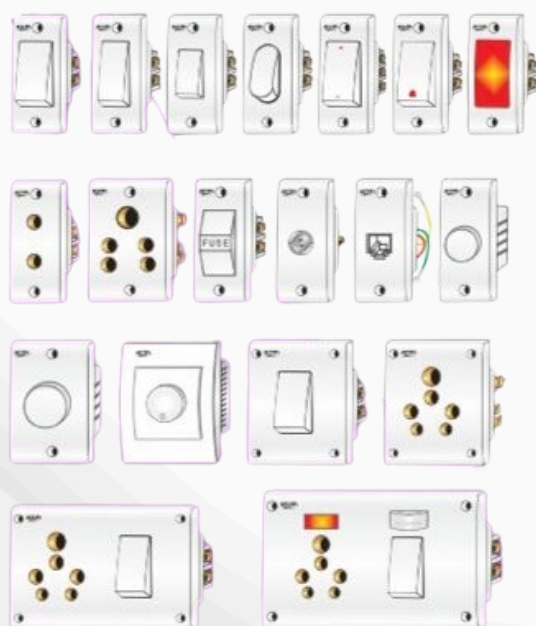
ZOLTA/JUMBO/JET



- ONE WAY SWITCH 6 AMP.
- TWO WAY SWITCH 6 AMP.
- BELL PUSH
- INDICATOR
- 2 PIN SOCKET 6 AMP.
- 5 PIN SOCKET 6 AMP.
- KIT KAT FUSE 10 AMP.
- I.V. SOCKET SUMO
- TELEPHONE SOCKET W/TOP
- TELEPHONE SOCKET (JACK)
- REGULATOR 250 WT.
- REGULATOR 7 STEP
- REGULATOR 4 STEP HUM FREE
- 1 WAY SWITCH 16 AMP.
- 2 WAY SWITCH 16 AMP.
- MULTI SOCKET 6 & 16 AMP
- S.S.COMBINED 6 & 16 AMP.
- FIVE-IN-ONE 16 AMP.

FANTA SERIES

DIAMOND/GOLDEN/SILVER/PEARL



- ONE WAY SWITCH 6 AMP,
- TWO WAY SWITCH 6 AMP.
- BELL PUSH
- INDICATOR
- 2 PIN SOCKET 6 AMP.
- 5 PIN SOCKET 6 AMP.
- KIT KAT FUSE 10 AMP.
- T.V. SOCKET
- TELEPHONE SOCKET (JACK)
- REGULATOR 250 WT.
- REGULATOR 250 WT 7 STEP
- REGULATOR 4 STEP HUM FREE
- REGULATOR 600 WT.
- REGULATOR 1000 WT.
- 1 WAY SWITCH 16 AMP.
- 2 WAY SWITCH 16 AMP.
- MULTI SOCKET 6 3/16 AMP.
- S.S.COMBINED 6 & 16 AMP.
- FIVE-IN-ONE 16 AMP.

FAN REGULATORS

FAN REGULATOR Features • Ergonomically designed directional knob with 360° rotation • 4 and 5 step fan controller with incremental steps across all steps • Hum free design • High insulation resistance • Featured with Safety capacitors to avoid burning of regulators • Engineered with flexible legs for easy installation with front loading and removal • Laser marking on the product **Standards and Approvals:** • Five step fan regulator complies to IS 11037 : 1984 Electrical: • Voltage rating: 230 V

Nature of supply: 50 Hz • **Rated Power:** 120 W Maximum calibrated for high speed fans • **Rated Power:** 100 W Maximum for 1 Module Fan regulator **Mechanical:** • Ambient Operating temp: • **No of steps:** 4 & 5 • **Module Size:** 1 Module: **DIMMER Features** • Linear brightness control dimmer with smooth rotation • Full rated dimmers with front loading and removal • Engineered with flexible legs for easy installation with front loading and removal **Technical specifications:** Electrical: • Voltage rating: 240 V • Ambient Operating temp: • **Module Size:** 1 AND 2 MODULE




**REGULATOR
4 STEP GEMINI**



**REGULATOR
7 STEP PETER**



**REGULATOR
250 WATT GEMINI**



**REGULATOR
4 STEP PETER**



**MINI DIMMER
INOX**



**REGULATOR 5 STEP
2 MODULE INOX**

ACCESSORIES

Offers a plethora of electrical switches and accessories too. Its range of switch accessories includes extension boards, switch boards, doorbells, sockets, 3 pin plugs, batten holders, and more. Made using the best quality material, these electrical accessories are suitable for applications in corporate buildings, offices, hotels, and homes as well.

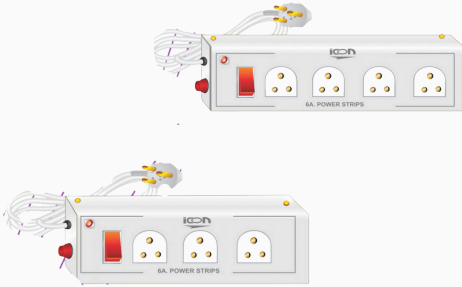
While maintaining high standards of quality, OUR switch accessories ensure better energy savings. Whether it's an office, mall, building, hotel or home, Icon switch accessories are just right to meet your electrical requirements. With genuine price and availability, these modular switches and switch accessories are the best.

Whether you need doorbells, 3 pin plugs, sockets, batten holders or any other electrical accessories, simply browse through from a wide range of switches and switch accessories. Made while abiding by the safety standards prescribed by the industry, all the electrical accessories and products are absolutely safe to use so that you can be at ease.

With a trustworthy brand like Icon be sure that you will get the best quality and efficient performance out of each product. Explore the complete range of electrical switches and accessories, available at genuine price.

We have aluminium wires and cables. We provide our customers with fr/frls copper flexible wires for building construction wiring. Also we deal in armoured cables for industrial applications.

POWER STRIP



DESCRIPTIONS

- ALTO POWER STRIP 3+1
- ALTO POWER STRIP 4+1
- ALTO POWER STRIP 5+1
- ALTO POWER STRIP 6+1
- ALTO POWER STRIP 3+1 ALTO 16AMP.
- BULLET POWER STRIP 4+1
- BULLET POWER STRIP 5+1
- BULLET POWER STRIP 4+4
- TABLET POWER STRIP 6+1


IMMERSION ROD



DESCRIPTIONS

- IMMERSION ROD 1000 WATT ECONOMY
- IMMERSION ROD 1500 WATT ECONOMY
- IMMERSION ROD 2000 WATT ECONOMY
- IMMERSION ROD 1000 WATT DELUXE
- IMMERSION ROD 1500 WATT DELUXE
- IMMERSION ROD 2000 WATT DELUXE
- IMMERSION ROD 1500 WAT (WATER PROOF)

STARTERS



DESCRIPTIONS

- STARTER ZOOM
- STARTER PETER

PRESS/HEATER ELEMENTS



DESCRIPTIONS

- P.E. 450 WATT
- P.E. 600 WATT
- P.E. 750 WATT
- HEATER ELEMENT 1000 W GOLD
- HEATER ELEMENT 1500 W GOLD
- HEATER ELEMENT 2000 W GOLD
- HEATER ELEMENT 3000 W GOLD

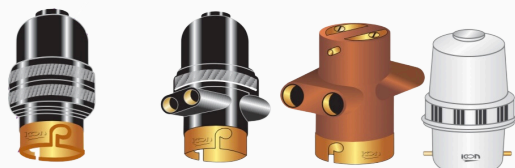
MCB BOX SHEET METAL/PVC



DESCRIPTIONS

- MCB BOX 4 WAY
- MCB BOX 6 WAY
- MCB BOX 8 WAY
- MCB BOX 10 WAY
- MCB BOX 12 WAY
- MCB BOX 16 WAY
- MCB BOX 4 WAY DD
- MCB BOX 6 WAY DD
- MCB BOX 8 WAY DD
- MCB BOX 10 WAY DD
- MCB BOX 12 WAY DD
- MCB BOX 16 WAY DD
- MCB BOX 4 WAY TPN DD
- MCB BOX 6 WAY TPN DD
- MCB BOX 8 WAY TPN DD
- A.C. BOX

HOLDER/ADOPTORS



DESCRIPTIONS

- PENDENT HOLDER NIKKI
- PENDENT HOLDER SUMO
- PENDENT HOLDER CANDY
- MULTI HOLDER NIKKI
- MULTI HOLDER SUMO
- MULTI HOLDER CANDY

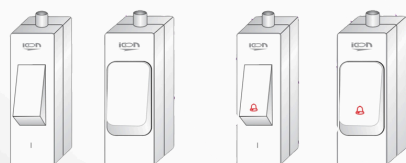
3 PIN TOP 6 & 16A



DESCRIPTIONS

- 3 PIN TOP 6A. ALTO ISI
- 3 PIN TOP 6 A. FANTA ISI
- 3 PIN TOP 6 A. ZOLTA ISI
- 3 PIN TOP 6 A. CIAZ ISI
- 3 PIN TOP 6 A. SILKY ISI
- 3 PIN TOP 16 A. ALTO ISI
- 3 PIN TOP 16 A. FANTA ISI
- 3 PIN TOP 16 A. ZOLTA ISI
- 3 PIN TOP 16 A. CIAZ ISI
- 3 PIN TOP 16 A. SILKY ISI

BED SWITCH



DESCRIPTIONS

- BED SWITCH GEMINI
- BED SWITCH ZOLTA
- BELL PUSH HANGING GEMINI
- BELL PUSH HANGING ZOLTA

MULTI PLUG 6 & 16A



DESCRIPTIONS

- 5G PLUG
- CELLO
- MULTI PLUG MICRA
- MULTI PLUG -10 (2 PIN) I - 10
- MULTI PLUG 6 TO 16 AMP PETER
- MULTI PLUG 6 & 16 AMP CRISTA

TUMBLER SWITCH



DESCRIPTIONS

- SWITCH 6 AMP ALFA P/B
- 3 PIN SOCKET 6 AMP ALFA P/B
- SWITCH 16 AMP ALFA P/B
- 3 PIN SOCKET 16 AMP ALFA P/B

DOOR BELL & BUZZERS



DESCRIPTIONS

- PARROT/BULBUL PETER
- MELODY 16 TUNE PETER
- FISH BELL PETER
- BUZZER SUMO BELL
- DING DONG BELL
- MUSICAL BELL
- WATER TANK OVERFLOW ALARM TRANSFORMER
- WATERTANK OVERFLOW ALARM ELECTRONIC

EXTENSION CORD

DESCRIPTIONS



- 2 PIN 5 YARDS JET
- 2 PIN 10 YARD STROME
- 3 PIN 4 YARD SKODA
- 3 PIN 15A GALAXY
- 2X4 NANO
- 2X8 EURO
- 2 PIN 7 YARD TRIANGLE

MAIN SWITCH (SHEET METAL)


DESCRIPTIONS



- MAIN SWITCH 16A/240 V DP
- MAIN SWITCH 32A/240 V DP
- MAIN SWITCH 32A/415 V TP
- MAIN SWITCH 32A/415 V FP
- MAIN SWITCH 63A/415 V FP
- MAIN SWITCH 100A/415 V FP

CHANGE OVER (SHEET METAL)

DESCRIPTIONS



- CHANGE OVER 16A/240 V DP
- CHANGE OVER 32A/240 V DP
- CHANGE OVER 32A/415 V TP
- CHANGE OVER 32A/415 V FP
- CHANGE OVER 63A/415 V FP
- CHANGE OVER 100A/415 V FP


L.T.R.F SWITCH



DESCRIPTIONS

- 16. AMP. 415 HANDBLE
- 25. AMP. 415 HANDBLE

CAPACITOR



DESCRIPTIONS

- 2.5 MFD (Lead)
- 3.15 MFD (Lead)
- 4.0 MFD (Lead)

SHEET



DESCRIPTIONS

- ROUND SHEET
- 428 FAN SHEET

GANG BOX



DESCRIPTIONS

- . GANG BOX 1 WAY
- . GANG BOX 2 WAY
- . GANG BOX 3 WAY
- . GANG BOX 4 WAY
- . GANG BOX 5 WAY
- . GANG BOX 6 WAY
- . GANG BOX 16A. 1 WAY
- . GANG BOX 16A. 2 WAY

INSULATING TAPE



DESCRIPTIONS

- . 1/2"x5 YARD
- . 1/2"x10 YARD
- . 3/4"x10 YARD
- . 3/4"x5 YARD

COOLER ACCESSORIES



DESCRIPTIONS

- . SUBMERSIBLE PUMP (4 FEET)
- . SUBMERSIBLE PUMP (6 FEET)
- . COOLER MOTOR GOLDLINE
- . COOLER MOTOR SILVERLINE
- . COOLER MOTOR SILVERLINE MINI (9")

EXHAUST FAN



DESCRIPTIONS

- 9" F.E.
- 9" F.E. TEMPEST
- 2" F.E.
- 12" F.E. TEMPEST
- 15" E.F. GEC TEPY
- 15" H.D. COPPER

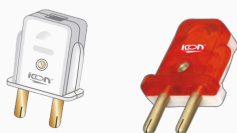
ANGLE/BUTTON HOLDER /CEILING ROSE



DESCRIPTIONS

- INOX
- NEXON

2 PIN TOP & MALE FEMALE



DESCRIPTIONS

- MALE - FEMALE 4G
- 2 PIN TOP 4G

Miniature Circuit Breaker (MCB) Range 6 A - 100 A / 6 A - 100 A (C Type) Execution SP, SPN, DP, TP, TPN, FP Specification IS / IEC : 60898-1 / 2002 Features • Safety sliding shutters • Two position DIN rail clamp • Breathing channels • Large terminal capacity

Isolator Range 40 A, 63 A, 100 A, Execution SP, DP, TP, FP Specification IS / IEC 60947 - 3 Features • Low Watt Loss • Longer electrical life • Wide range availability • Low power consumption, thus cost effective & energy saving

MCB Distribution Boards Range SPN - 4, 6, 8, 12, 16 Ways, TPN - 4, 6, 8 & 12 Ways Specification IS 13032 & IEC : 61439 -3 Degree of Protection IP 42 Suitable for Incoming 2 pole or 4 pole Features • Aesthetically Pleasing Design • Door earthing for extra protection • Transparent cement guard to protect the DB from construction spill over.

MCB Distribution Boards Range SPN - 4 way, 6 way, 8 way, 12 way, 16 way TPN - 4 way, 6 way, 8 way & 12 ways Specification IS 13032 & IEC : 61439 -3 Degree of Protection IP 42 & 43 Suitable for Incoming 2 pole or 4 pole Configurations Horizontal, Vertical, Consumer Unit, Power line, 7 Segment, MCB Enclosure Features • Aesthetically Pleasing Design • Elegant Color combination • Corners of the top cover have been beautifully covered with new unique design of side channels • Transparent cement guard to protect the DB from construction spill over. • Seven Tank Phosphating Pre-Treatment Process

Always strived to offer high-quality products to its consumers. And as always, the Domestic Switchgear range is the result of extensive research, development and innovation to keep your appliances, wires and most importantly, your loved ones, absolutely safe. Being an important part of any electrical circuit, it is imperative to employ domestic switchgear to protect electrical appliances from short circuits and over currents. Explore the range of Domestic Switchgear that includes all sorts of MCBs, MCB Changeover, Distributions Boards, and more.



ISOLATOR
40A - 100A FP



MCB
6A - 63A TPN



MCB
6A - 63A TP



MCB
6A - 63Amp SP



MCB
6A - 63A DP



ISOLATOR
40A - 100A DP

FANS

Powered by advanced technology, Ceiling Fans come in various designs, styles and finishes to suit your budget. The collection varies from premium, decorative, Powered by advanced technology, Ceiling Fans come in various designs, styles and finishes to suit your budget. The collection varies from premium, decorative, designer, and underlight to super saver fans. However, no matter what fan you select, be sure that you'll get the best-in-class air delivery and performance even at a low voltage.

Collection of portable fans includes wall mounting fans, table fans, pedestal fans, These portable fans feature thermal overload protected motors and aerodynamically balanced blades for best-in-class air delivery, ensuring long-lasting performance. Explore the super speed portable fans has got the best variety of ceiling fans, exhaust fans and portable fans at affordable prices. These fans are made from high grade material utilizing the latest technology to offer the best in class performance. Whether you want a fan for your kitchen, bedroom, living room or even bathroom, the brand offers the best ceiling fans, wall mount fans, portable fans, table fans and exhaust fans, and underlight to super saver fans. However, no matter what fan you select, be sure that you'll get the best-in-class air delivery and performance even at a low voltage.

Collection of portable fans includes wall mounting fans, table fans, pedestal fans, These portable fans feature thermal overload protected motors and aerodynamically balanced blades for best-in-class air delivery, ensuring long-lasting performance. Explore the super speed portable fans has got the best variety of ceiling fans, exhaust fans and portable fans at affordable prices. These fans are made from high grade material utilizing the latest technology to offer the best in class performance. Whether you want a fan for your kitchen, bedroom, living room or even bathroom, the brand offers the best ceiling fans, wall mount fans, portable fans, table fans and exhaust fans.




ECCO WHITE




**CHALLENGER
IVORY**



ECCO BROWN



**FAN
RANGER 24"**



ECCO IVORY



**FAN CHALLENGER
BROWN**



RAFALE BROWN



**SUMMER
BREEZE 24"**



ECCO WHITE 48"



BULLET FAN 12'



BULLET FAN 16'



**ALL PURPOSE
FAN**

WIRES AND CABLES

The cables manufactured are tested 100% through various parameter. Raw Material & Packaging Material testing In-process testing Dimension inspection On-line HV Spark tester Routine Test & Type Test as per IS 694 & BIS Smoke density Flammability test.

**Available in 90 metres & 200 metres length in carton packaging.
Colour : Red/Yellow/Blue/Black/Green Any other colour on specific request can also be supplied**

**Construction :- Conductor : Plain annealed copper conductor as per IS:8130 Insulation : Primary - Natural HR PVC with FR property
Secondary - Skin colour coated HR PVC with FR property high-quality Multicore Round Cables for different industrial and domestic applications, including air-conditioners, refrigerators and motors.
Besides utilizing premium quality copper, these cables also have specially formulated PVC for higher insulation and sheath for better flexibility.**

**The PVC insulated cables have been manufactured with the utmost precision in automated machines for the optimum performance.
Available in different core configurations and lengths, the range of flexible cables is made considering the current limitations and safety regulations**

MULTI STRAND WIRE

DESCRIPTIONS

- 0.75 mm
- 1.0 mm
- 1.5 mm
- 2.5 mm
- 4.0 mm
- 6.0 mm
- 10.0 mm
- 16.00 mm



FLAT WIRE RANGE

- 0.75 mm 2 core
- 1.00 mm 2 core
- 1.50 mm 2 core
- 2.50 mm 2 core

ROUND WIRE RANGE

- 0.75 mm 2 core
- 0.75 mm 3 core
- 1.00 mm 2 core
- 1.00 mm 3 core
- 1.50 mm 2 core
- 1.50 mm 3 core
- 2.50 mm 2 core
- 2.50 mm 3 core
- 4.00 mm 2 core
- 4.00 mm 3 core

ALUMINIUM WIRE

DESCRIPTIONS

- 1.50 mm 2 core flat
- 2.50 mm 2 core flat
- 4.00 mm 2 core flat
- 6.00 mm 2 core flat
- 10.00 mm 2 core flat
- 16.00 mm 2 core flat



AAJ HO YA KAL **SURAKSHA** MILE HAR PAL



+91 9414058316



**GALI NO.4, PLOT NO.8, FRIENDS COLONY,
INDUSTRIAL AREA, DELHI-110095**



ssdiconelectricalcompany@gmail.com

**‘A RANGE OF GREAT-LOOKING. EASY TO INSTALL
SWITCHES FROM ELECTRICAL ACCESSORIES
NO MATTER
WHAT YOUR STYLE IS, WE HAVE A SWITCH
TO MATCH IT.’**

@iconelectricals.com